


Mini Prep

Big School
Skills Pack





Be Ready to Read

Develop essential literacy skills for big school

Welcome to your mini prep adventure

This book is part of our mini prep range of early learning resources that will help your child with essential literacy skills.

Developed by early childhood teachers and educators, this learning tool supports a pre-school curriculum preparing children for big school.

Learn your letters with activities that focus on upper and lower case letter recognition, tracing, matching, colouring, mazes and connect the dot pictures. Have fun while building fine motor skills, eye hand coordination and the basic movements of handwriting.

Clear instructions are provided with extra activities that are educational and fun.

Let the fun begin!

www.miniprep.com.au


This is subject to Copyright

A, the 1st letter

Aa



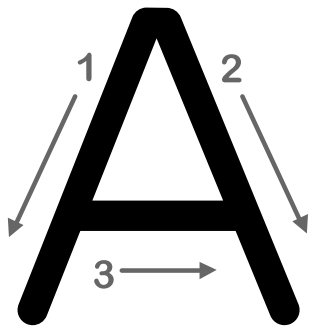
Trace around Letters and apple then colour in



Scribble space to practice writing the letter a or draw something that begins with the letter A.



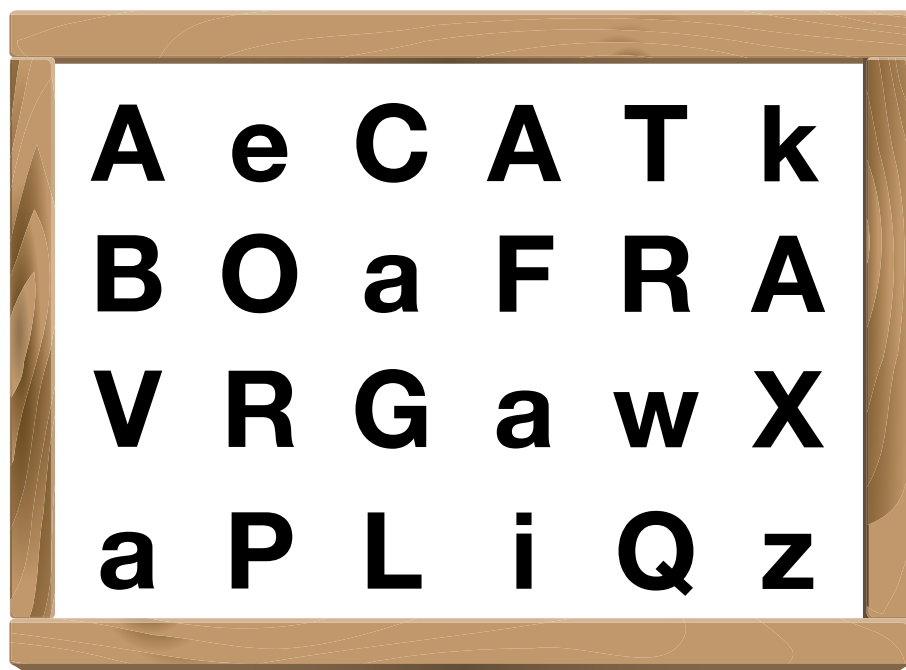
in the alphabet!



Circle the picture that begins with the letter A and say the word



Circle every A and a


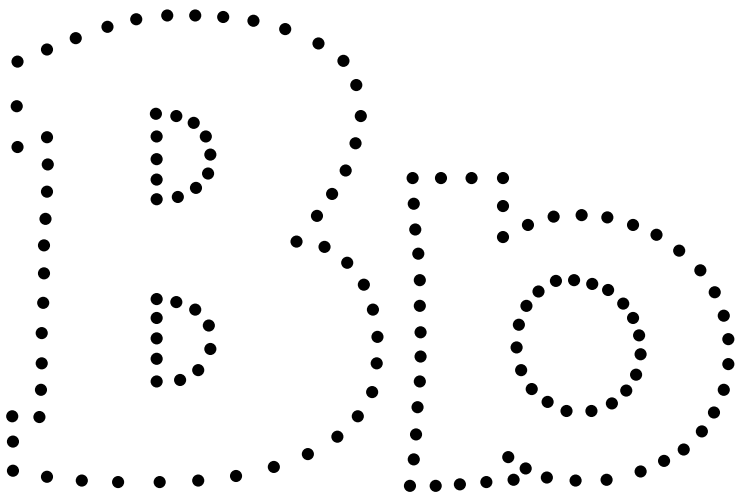


B, the 2nd letter

Bb



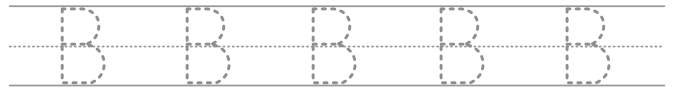
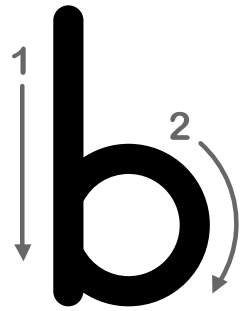
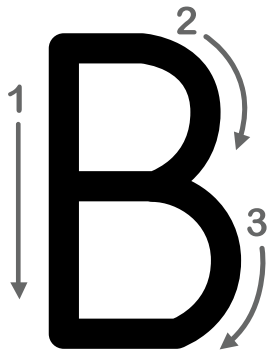
Trace around Letters and bee then colour in



Scribble space to practice writing the letter b or draw something that begins with the letter B.





in the alphabet!



Circle the picture that begins with the letter B and say the word




Circle every B and b

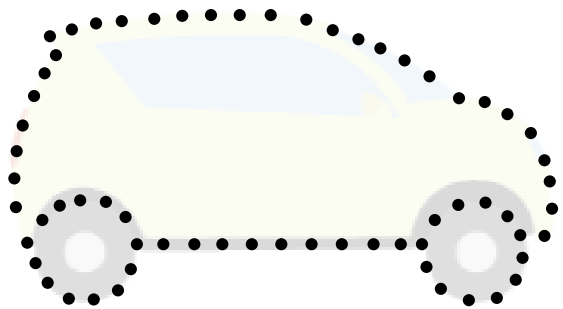


C, the 3rd letter

Cc



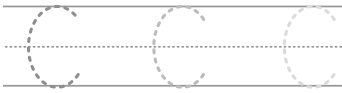
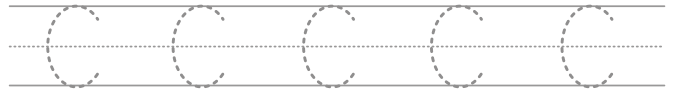
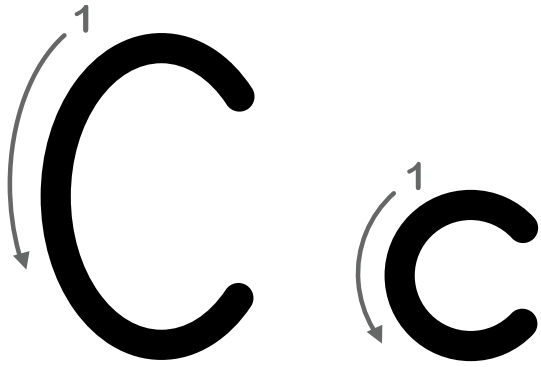
Trace around Letters and car then colour in



Scribble space to practice writing the letter c or draw something that begins with the letter C.




in the alphabet!



Circle the picture that begins with the letter C and say the word



Circle every C and c





D, the 4th letter

Dd



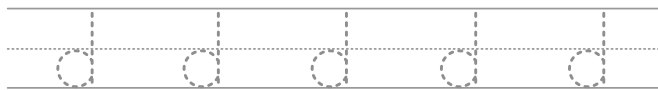
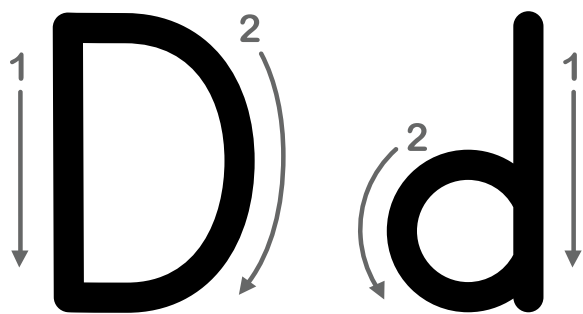
Trace around Letters and dinosaur then colour in



Scribble space to practice writing the letter d or draw something that begins with the letter D.



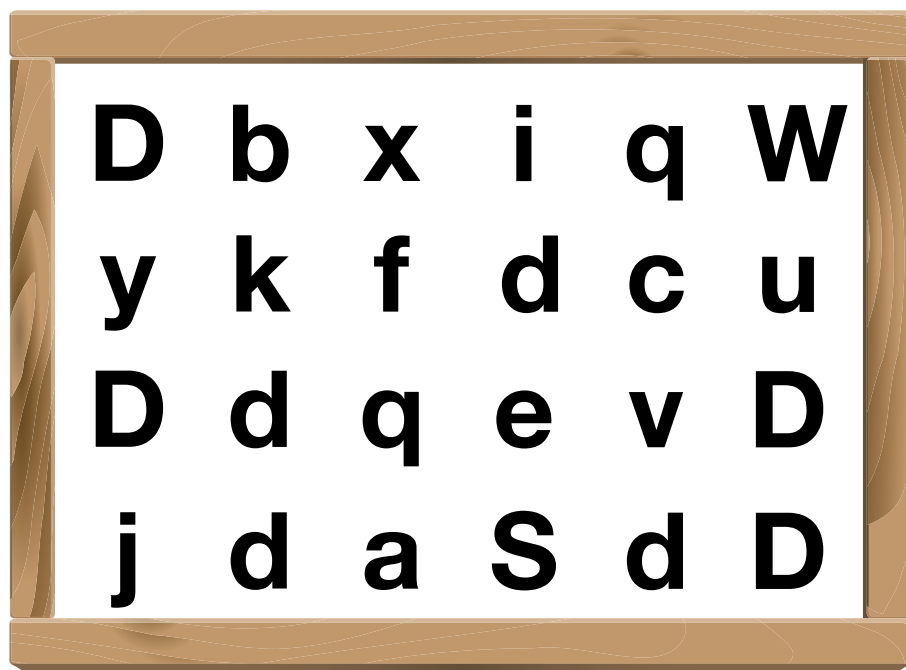
in the alphabet!



Circle the picture that begins with the letter D and say the word




Circle every D and d



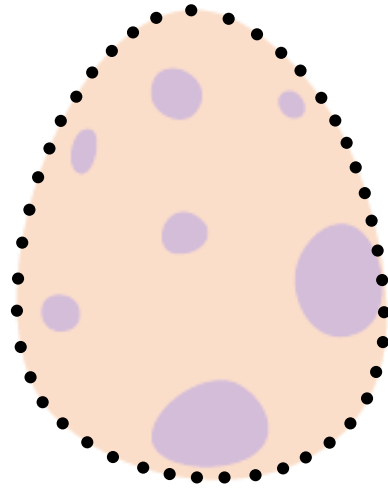


E, the 5th letter

E

e

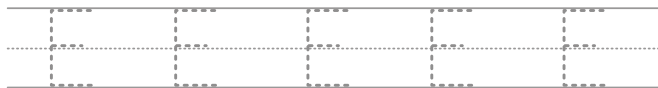
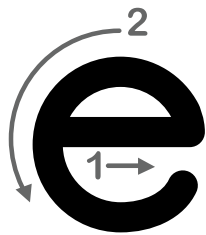
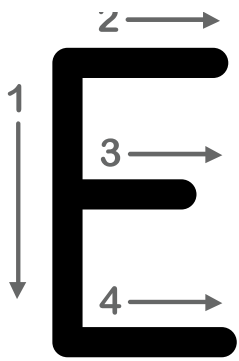


Trace around Letters and egg then colour in



Scribble space to practice writing the letter e or draw something that begins with the letter E.

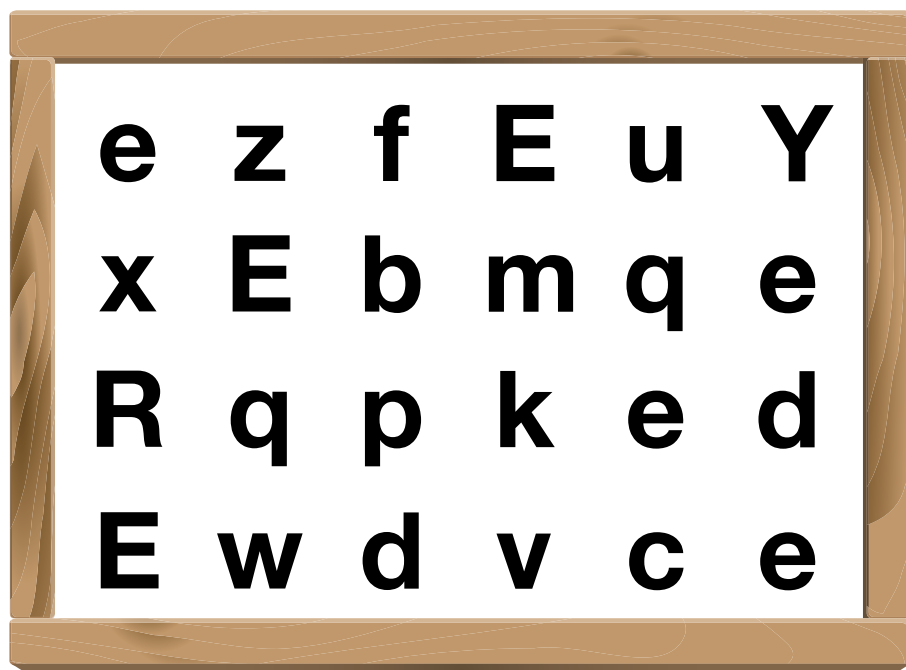
in the alphabet!




Circle the picture that begins with the letter E and say the word




Circle every E and e



F, the 6th letter



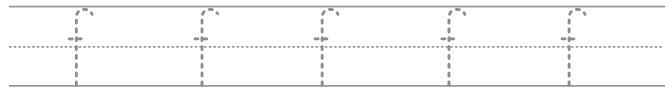
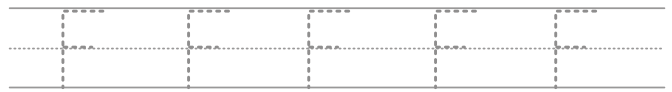
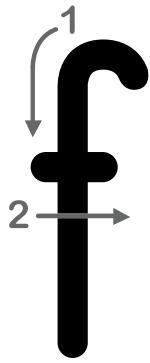
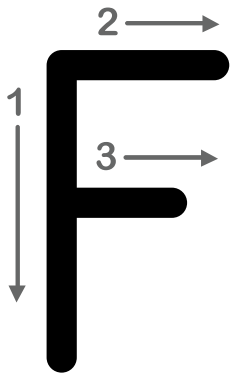
Trace around Letters and fish then colour in



Scribble space to practice writing the letter f or draw something that begins with the letter f.



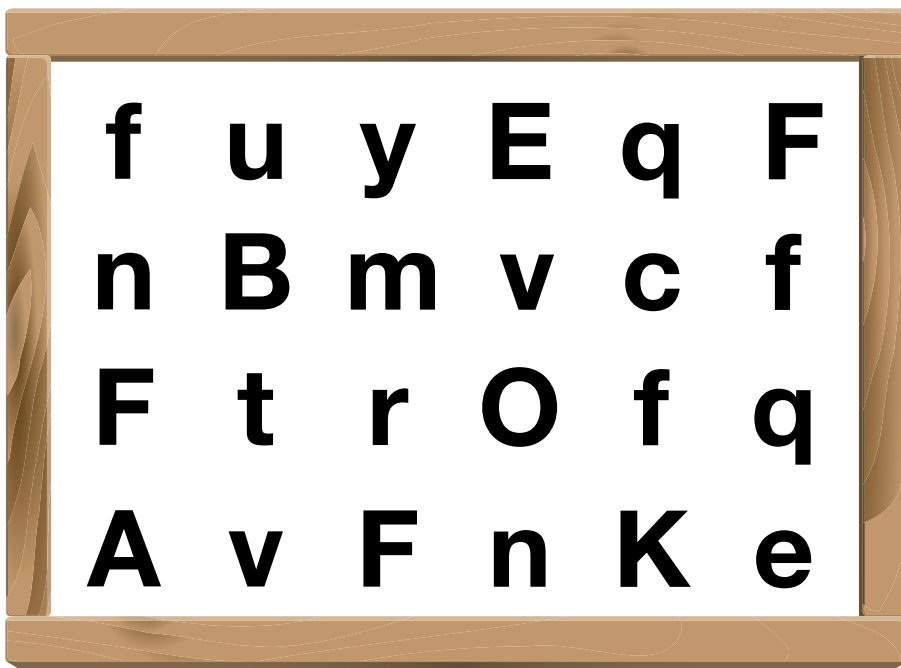
in the alphabet!



Circle the picture that begins with the letter F and say the word




Circle every F and f




G, the 7th letter

Gg



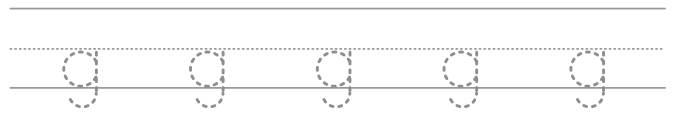
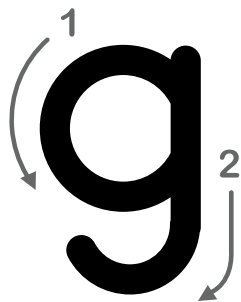
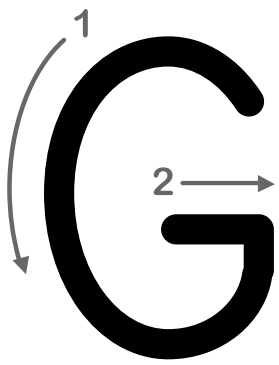
Trace around Letters and gate then colour in




Scribble space to practice writing the letter g or draw something that begins with the letter G.



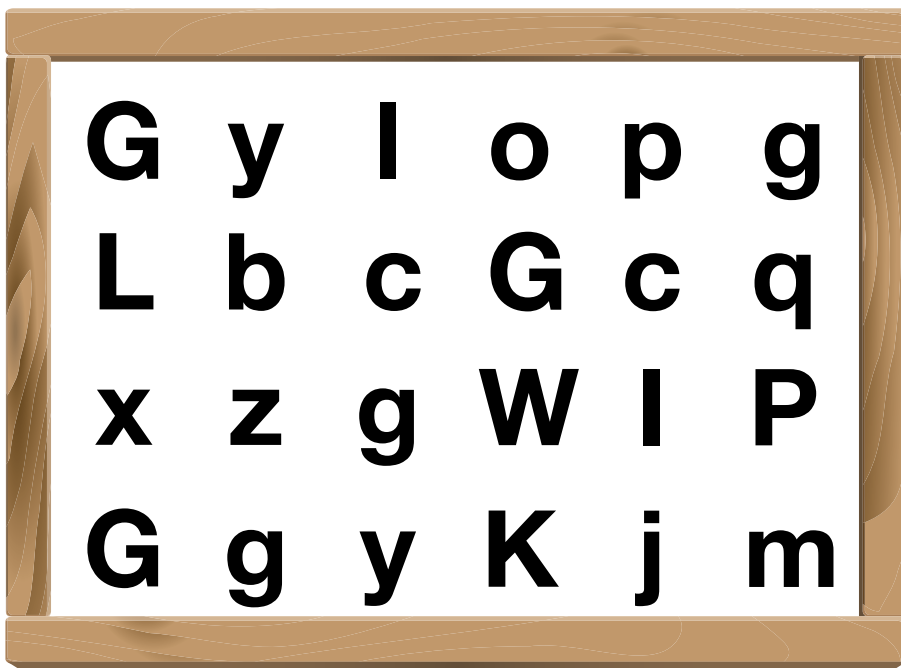
in the alphabet!



Circle the picture that begins with the letter G and say the word




Circle every G and g



H, the 8th letter

H h

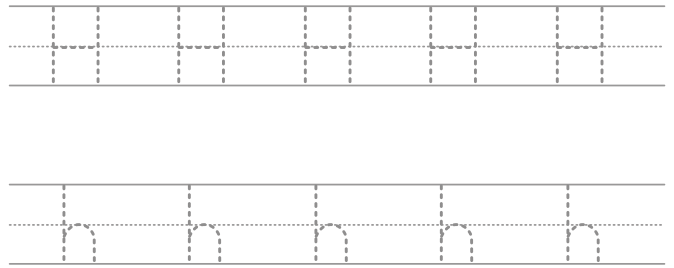
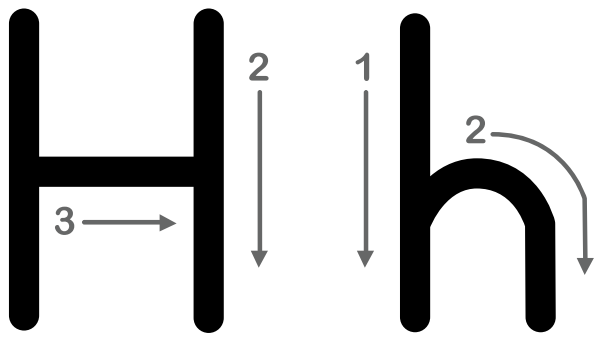


Trace around Letters and hat then colour in




Scribble space to practice writing the letter h or draw something that begins with the letter H.


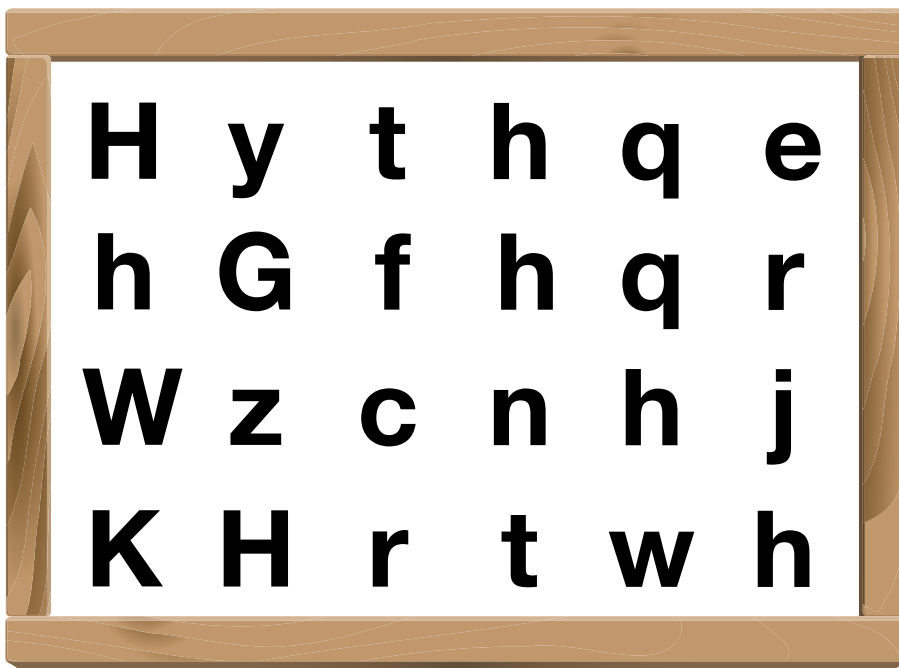
in the alphabet!




Circle the picture that begins with the letter H and say the word






Circle every H and h



I, the 9th letter


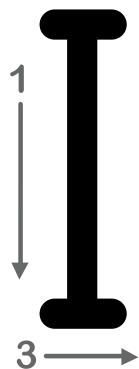


Trace around Letters and ice cream then colour in



Scribble space to practice writing the letter i or draw something that begins with the letter I.


in the alphabet!



Circle the picture that begins with the letter I and say the word




Circle every I and i




J, the 10th letter

J j



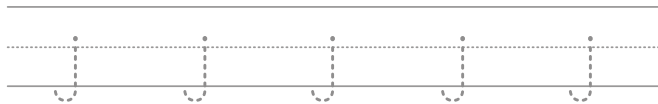
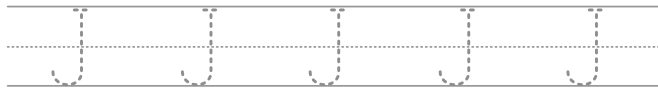
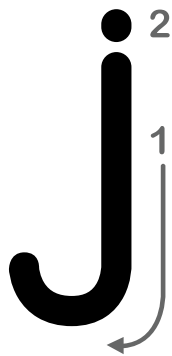
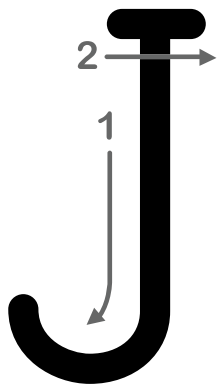
Trace around Letters and jelly then colour in



Scribble space to practice writing the letter j or draw something that begins with the letter J.



in the alphabet!



Circle the picture that begins with the letter J and say the word



Circle every J and j




J	j	y	c	k	S
F	e	b	V	J	q
j	x	A	J	R	q
J	c	E	j	I	U



K, the 11th letter



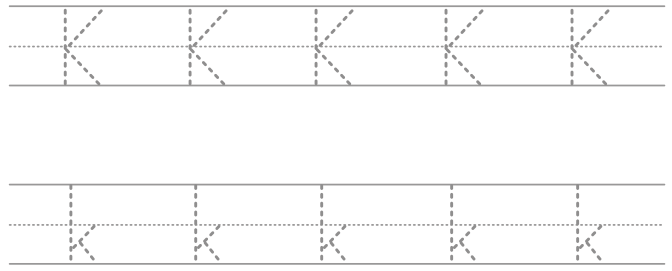
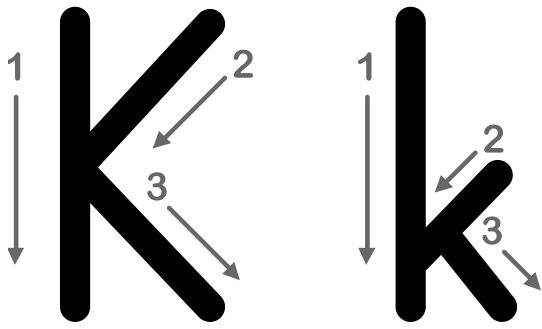
Trace around Letters and kite then colour in




Scribble space to practice writing the letter k or draw something that begins with the letter K.




in the alphabet!



Circle the picture that begins with the letter K and say the word



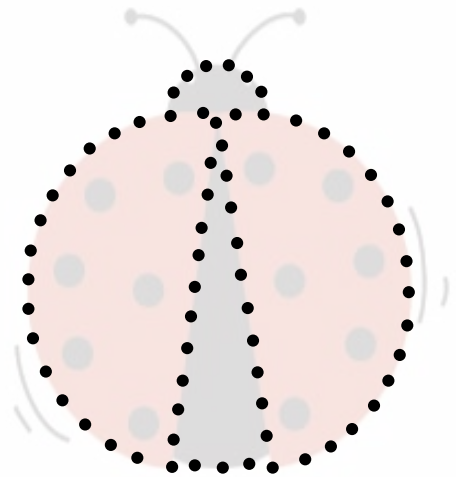

Circle every K and k



L, the 12th letter



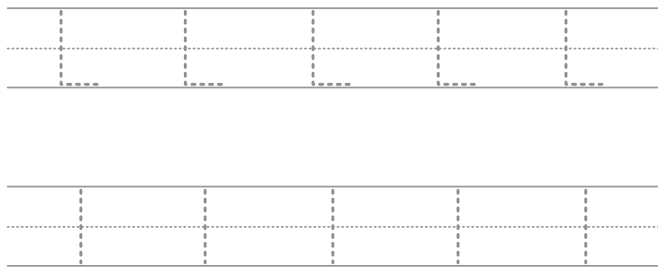
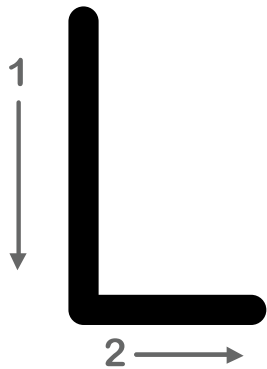
Trace around Letters and ladybug then colour in



Scribble space to practice writing the letter l or draw something that begins with the letter L.



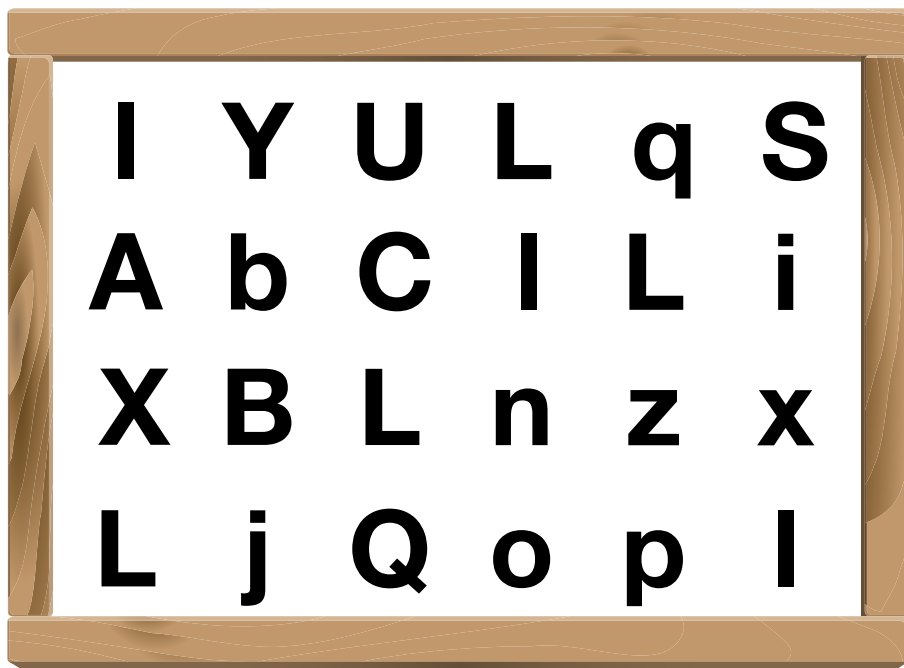
in the alphabet!



Circle the picture that begins with the letter L and say the word




Circle every L and l




M, the 13th letter

Mm



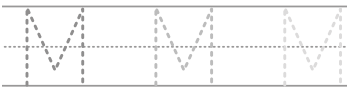
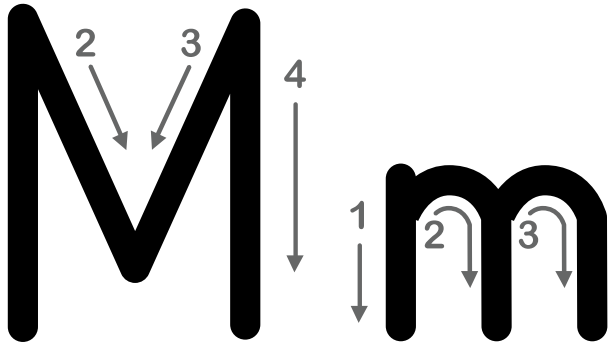
Trace around Letters and monkey then colour in



Scribble space to practice writing the letter m or draw something that begins with the letter M.



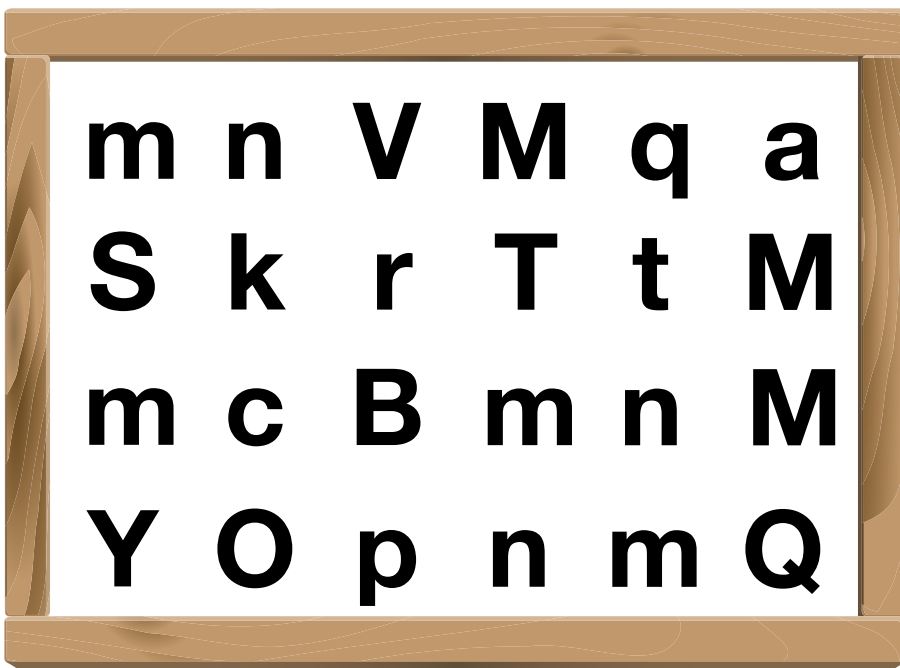
in the alphabet!



Circle the picture that begins with the letter M and say the word



Circle every M and m





N, the 14th letter

N n



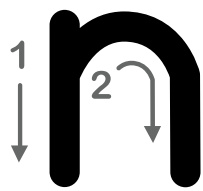
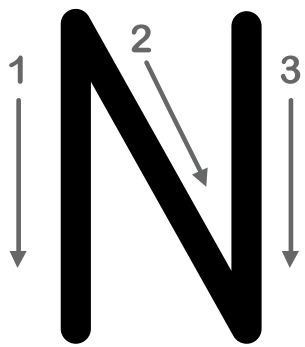
Trace around Letters and nest then colour in



Scribble space to practice writing the letter n or draw something that begins with the letter N.




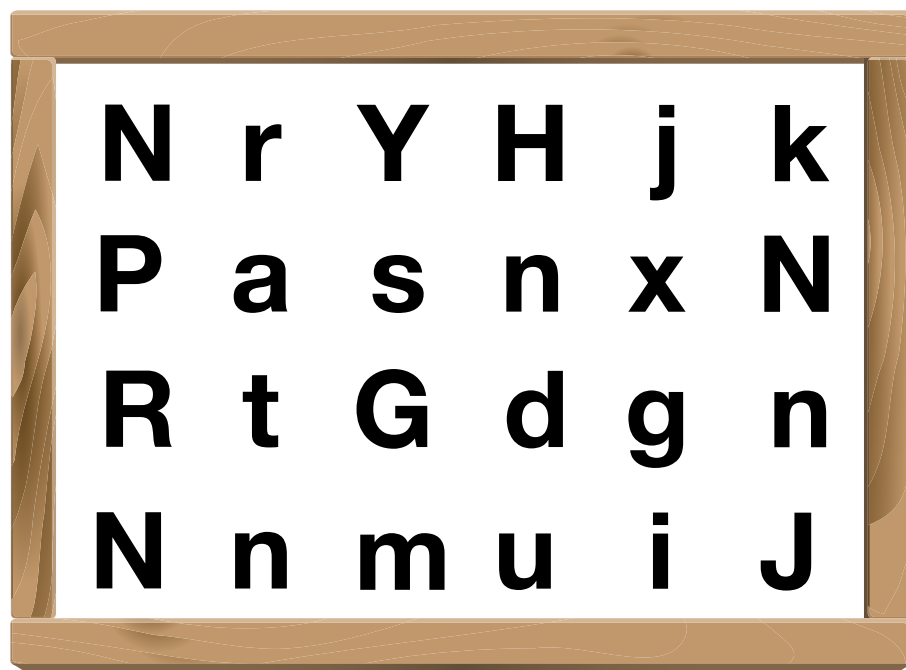
in the alphabet!




Circle the picture that begins with the letter N and say the word





Circle every N and n



o, the 15th letter



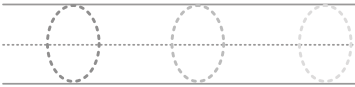
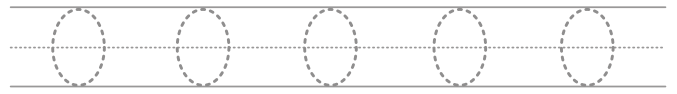
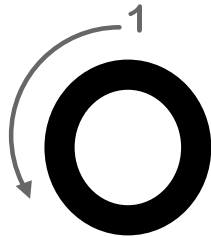
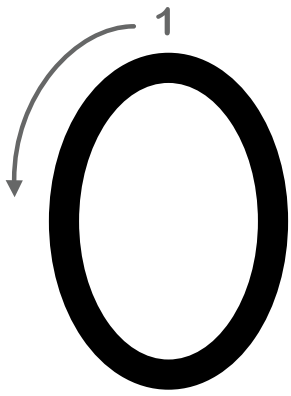
Trace around Letters and owl then colour in



Scribble space to practice writing the letter o or draw something that begins with the letter o.





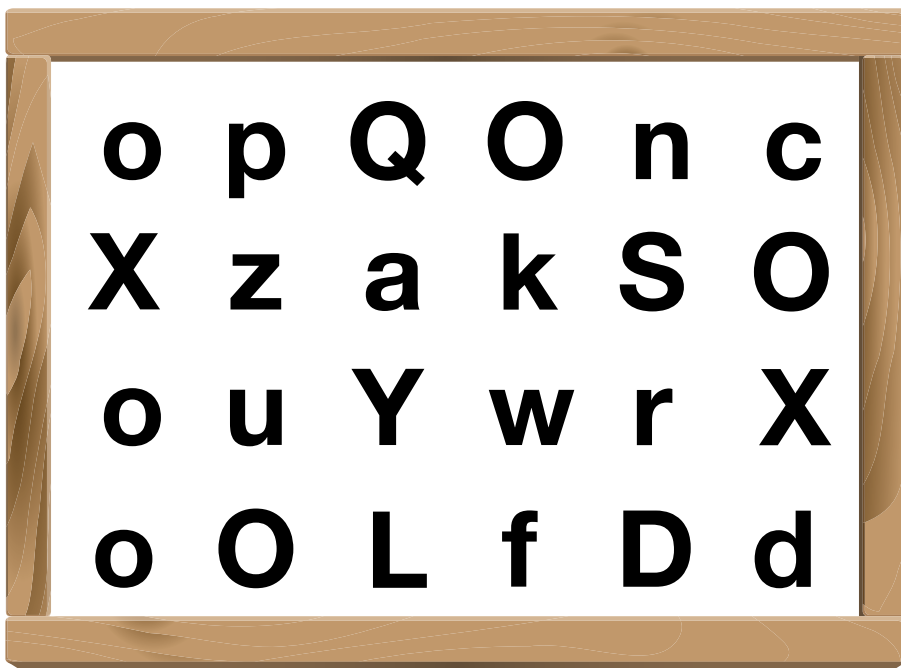
in the alphabet!



Circle the picture that begins with the letter O and say the word



Circle every O and o





P, the 16th letter

Pp



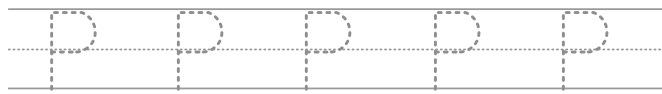
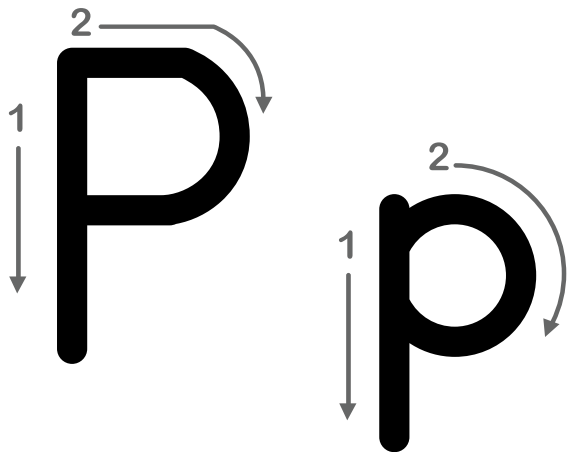
Trace around Letters and panda then colour in



Scribble space to practice writing the letter p or draw something that begins with the letter P.




in the alphabet!



Circle the picture that begins with the letter P and say the word



Circle every P and p





Q, the 17th letter

Q q



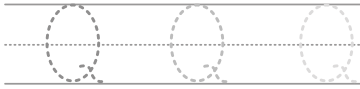
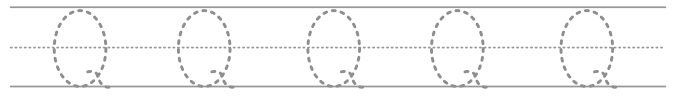
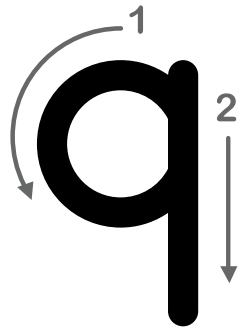
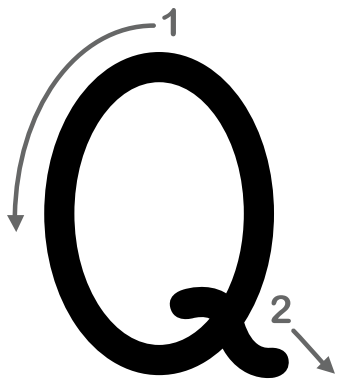
Trace around Letters and queen then colour in



Scribble space to practice writing the letter q or draw something that begins with the letter Q.




in the alphabet!



Circle the picture that begins with the letter Q and say the word



Circle every Q and q





R, the 18th letter

Rr

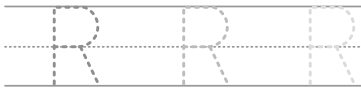
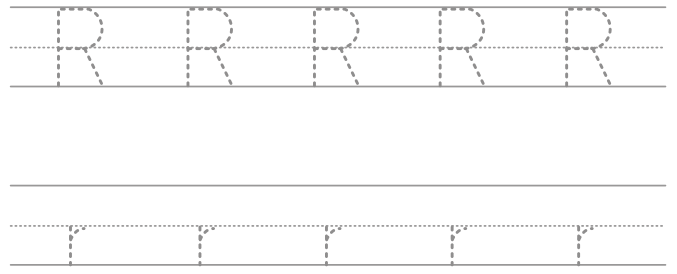
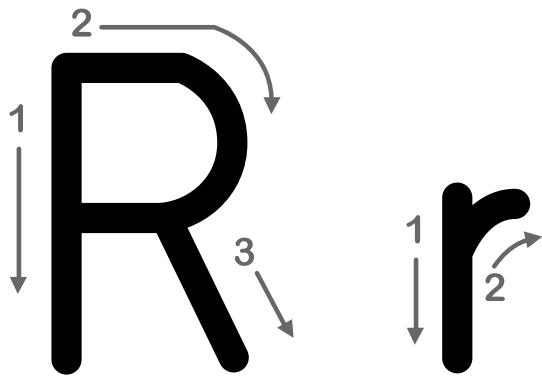


Trace around Letters and rainbow then colour in



Scribble space to practice writing the letter r or draw something that begins with the letter R.


in the alphabet!



Circle the picture that begins with the letter R and say the word



Circle every R and r

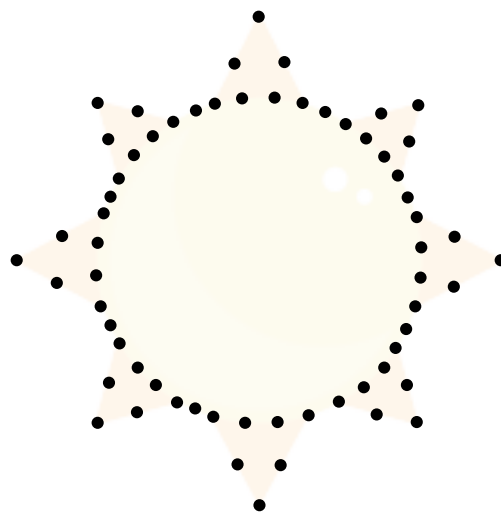




S, the 19th letter

Ss



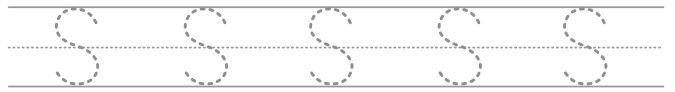

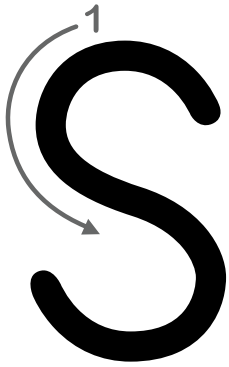
Trace around Letters and sun then colour in



Scribble space to practice writing the letter s or draw something that begins with the letter S.



in the alphabet!



Circle the picture that begins with the letter S and say the word



Circle every S and s



s	t	i	v	U	T
S	e	A	M	i	s
r	Y	M	X	i	S
s	S	a	H	b	G



T, the 20th letter



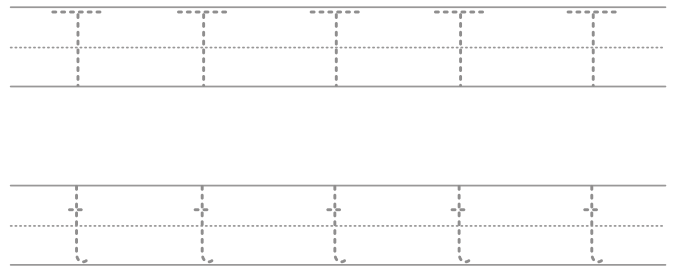

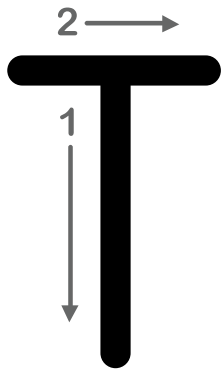
Trace around Letters and turtle then colour in



Scribble space to practice writing the letter t or draw something that begins with the letter T.



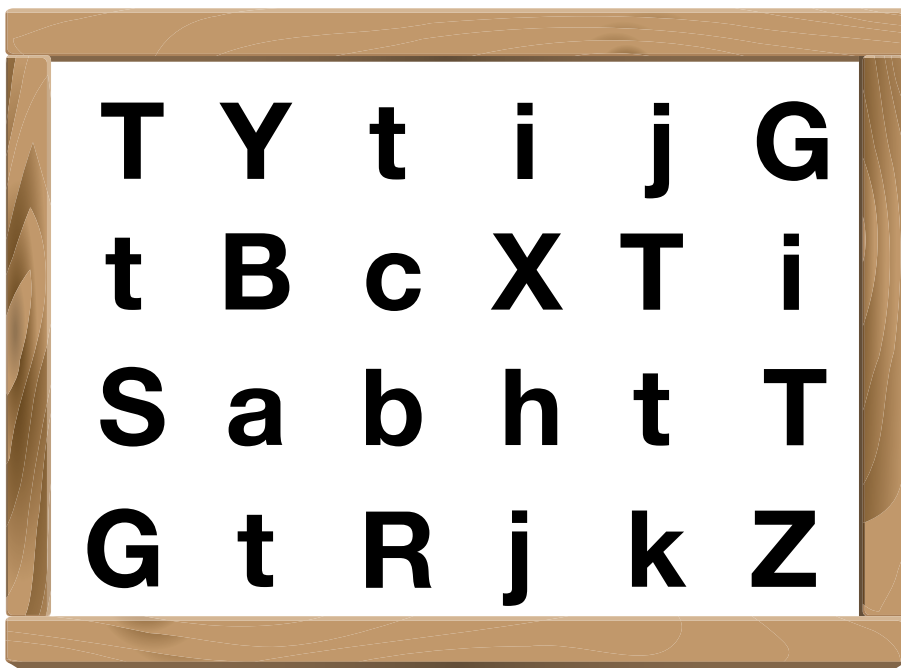
in the alphabet!



Circle the picture that begins with the letter T and say the word



Circle every T and t

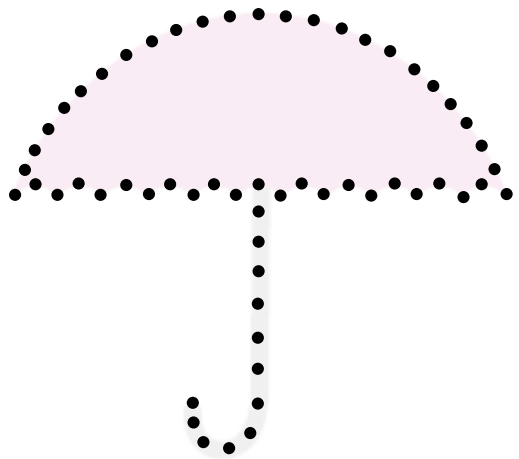



U, the 21st letter

U u



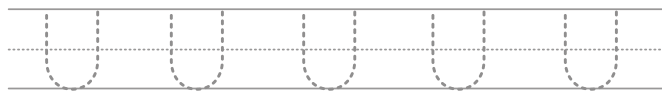

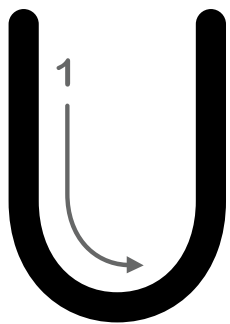
Trace around Letters and umbrella then colour in



Scribble space to practice writing the letter u or draw something that begins with the letter U.



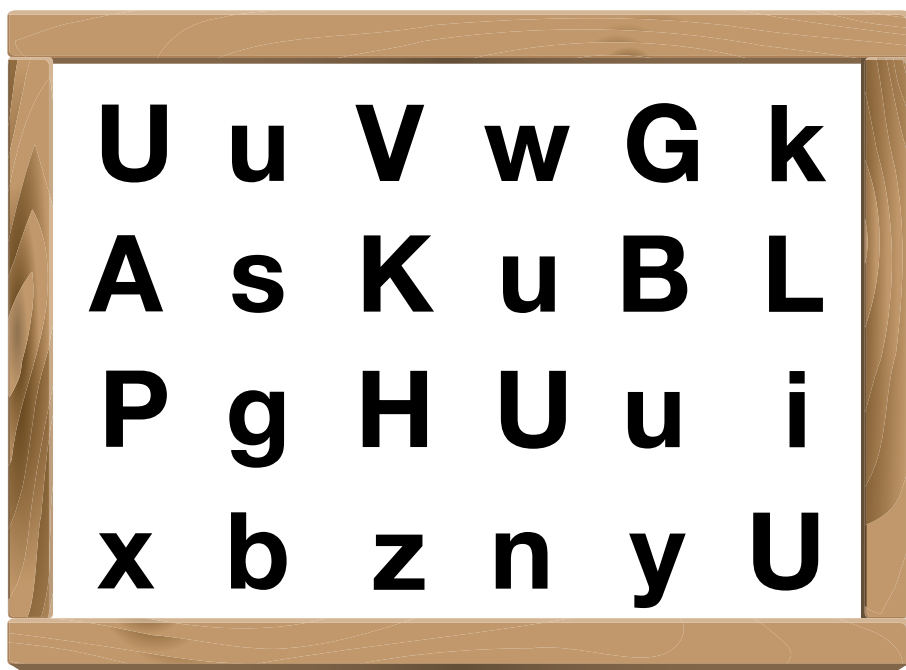
in the alphabet!



Circle the picture that begins with the letter U and say the word




Circle every U and u



V, the 22nd letter



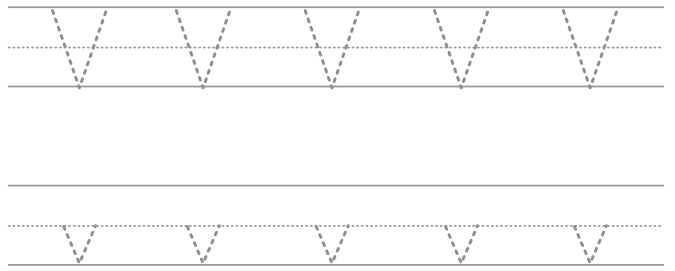
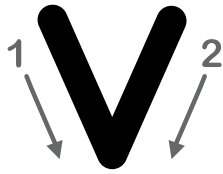
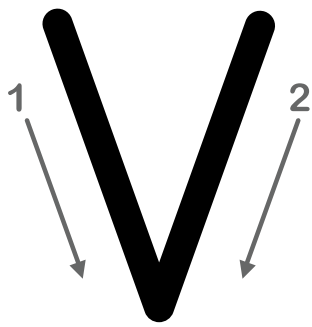
Trace around Letters and vegetable then colour in



Scribble space to practice writing the letter v or draw something that begins with the letter V.




in the alphabet!



Circle the picture that begins with the letter V and say the word




Circle every V and v



W, the 23rd letter



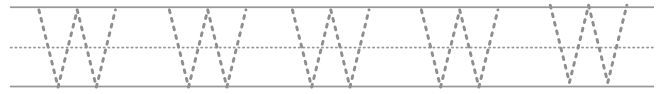
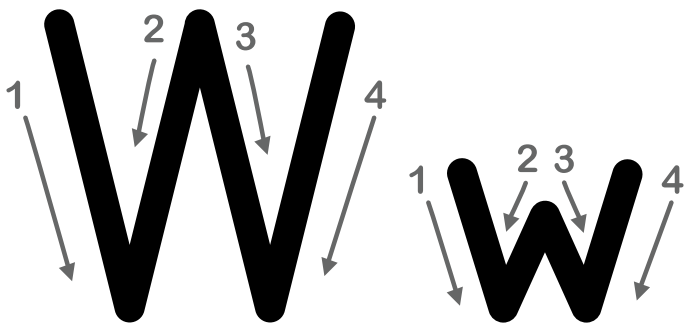
Trace around Letters and watermelon then colour in



Scribble space to practice writing the letter w or draw something that begins with the letter W.




in the alphabet!



Circle the picture that begins with the letter W and say the word





Circle every W and w



X, the 24th letter



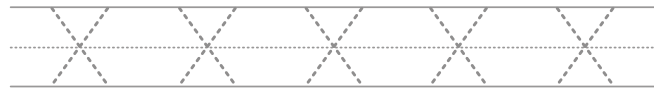


Trace around Letters and x-ray then colour in



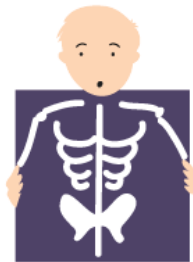
Scribble space to practice writing the letter x or draw something that begins with the letter X.




in the alphabet!




Circle the picture that begins with the letter X and say the word



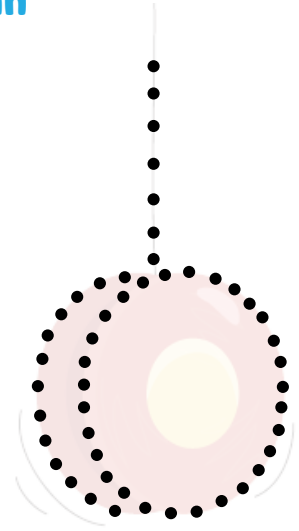
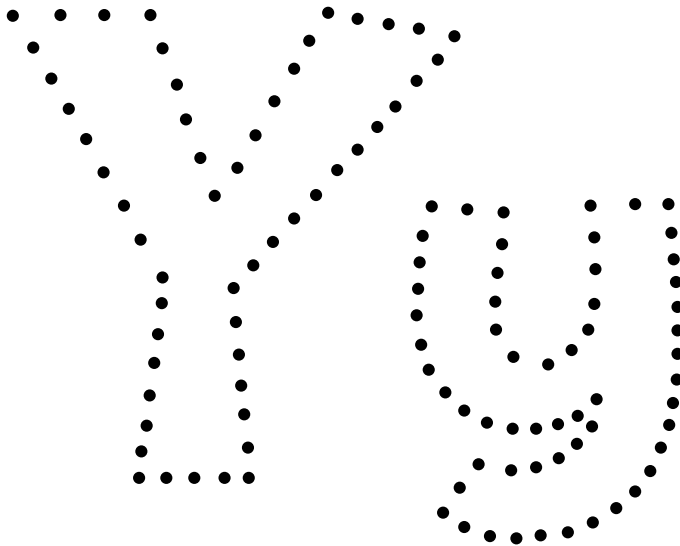
Circle every X and x



Y, the 25th letter



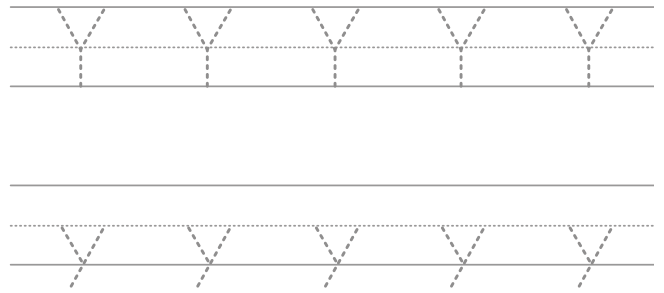
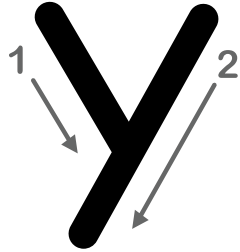
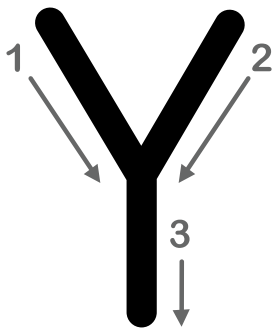
Trace around Letters and yoyo then colour in



Scribble space to practice writing the letter y or draw something that begins with the letter Y.




in the alphabet!



Circle the picture that begins with the letter Y and say the word





Circle every Y and y



2, the 26th letter

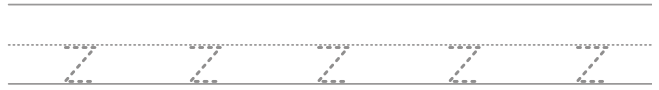
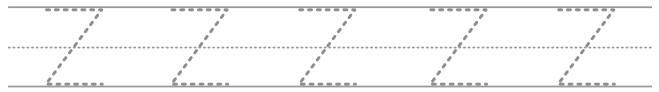
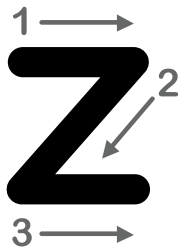
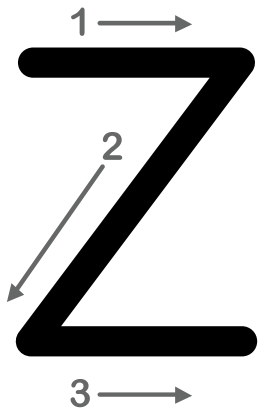


Trace around Letters and zebra then colour in



Scribble space to practice writing the letter z or draw something that begins with the letter z.

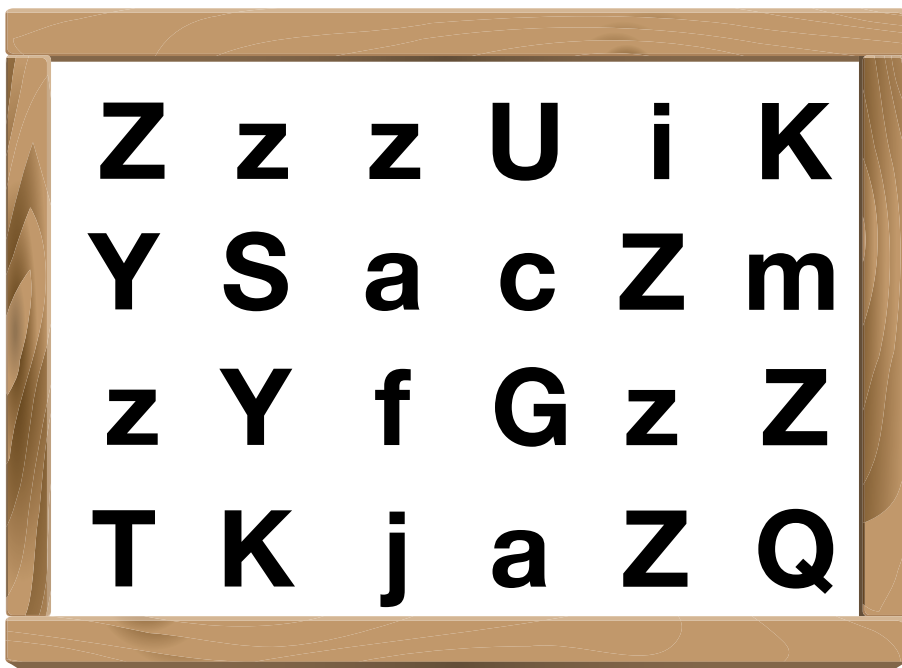
in the alphabet!



Circle the picture that begins with the letter Z and say the word



Circle every Z and z



A-2 Maze

Follow the CAPITAL letters
to help A find 2

A	Q	q	Q	R	G	
B	C	W	T	P	S	e
X	D	Y	d	O	T	U
B	E	u	A	N	D	V
O	E	G	H	M	E	W
i	B	b	I	L	V	X
m	h	T	J	K	c	Y
n	P	R	a	B	Q	

a-z maze

Follow the lower case letters to
help a find z

a		C	c	Q	R	G
b	z	W	d	r	s	e
c	D	Y	S	q	t	U
d	E	U	f	p	u	v
e	f	g	G	o	T	w
i	B	h	A	n	u	x
m	h	i	j	m	C	y
n	P	R	k	l		z

Trace the

A

B

C

D

E

F

G

H

I

J

K

L

M

N

O

alphabet

P

Q

R

S

T

U

V

W

X

Y

Z



Connect the




G'Day my name is Rusty.

I'm very cheeky and can count to 100. I love numbers and making the sound of the Kookaburra... over and over again!





Dots...



Konichiwa I'm Roka.

I loves origami and I hold a record at preschool.
I can make 5 origami animals in 5 minutes.



Connect the



Bonjour I'm Remi.

I love to colour in and eat colourful food like blueberry jam on my croissants, oranges and green beans.

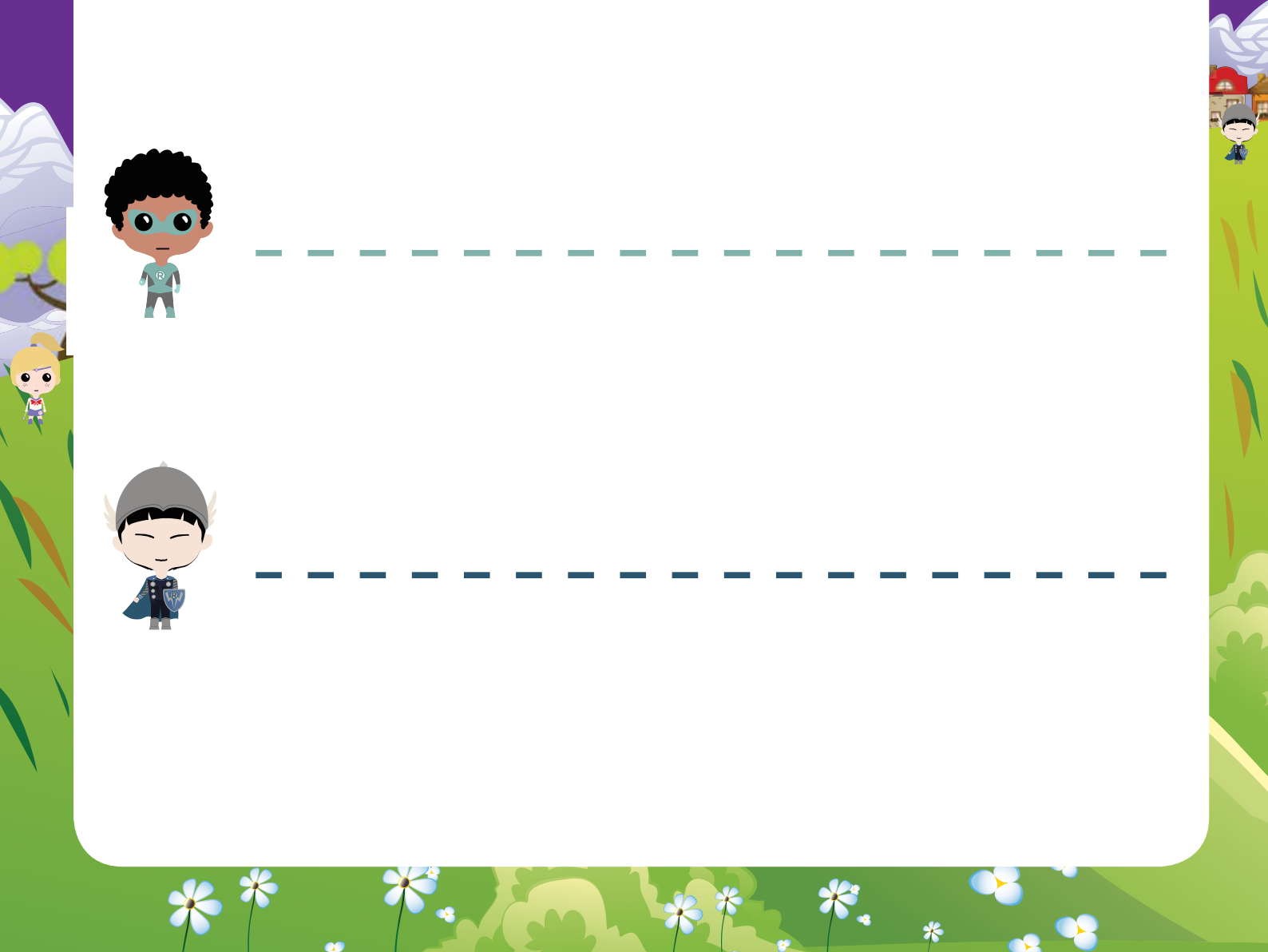
Dots...



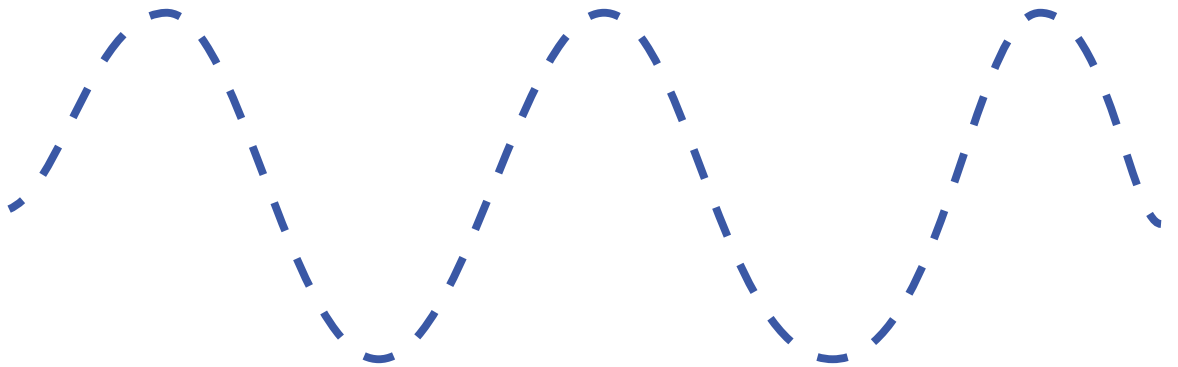
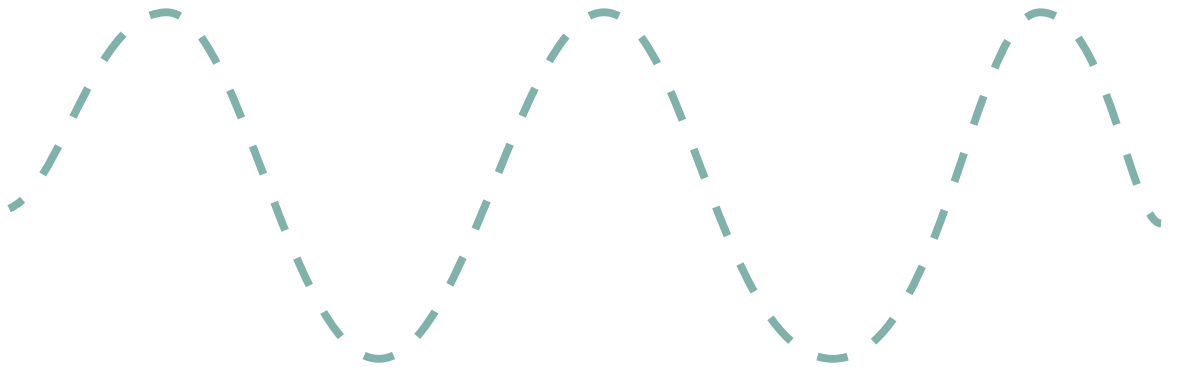

Hi there everyone I'm Ruby.

I'm a cheerleader. My favourite colour is purple.
I love to walk on my hands and I can do three
somersaults in a row.

Trace



the lines




Trace the lines



Connect the numbers

5



3



2



1



4



Maze

Help Ruby find her way home.



Maze

Help Rusty find his way home.

